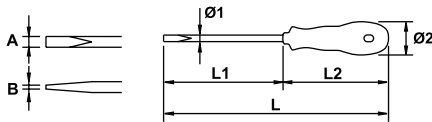


ELECTRICIEN

mm



DIN 5265

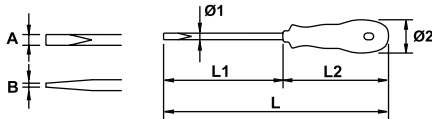


| COD | A | B | Ø1(mm) | L1 | L2 | L | Ø2(mm) | | | |
|-------|-----|-----|--------|-----|-----|-----|--------|----|---|---|
| 66420 | 2,5 | 0,4 | 2,5 | 75 | | 160 | | | | |
| 66421 | 3 | 0,5 | 3 | 60 | 85 | 145 | 26 | 16 | ● | |
| 66422 | | | | 100 | | 185 | | | | |
| 66423 | | | | 125 | | 230 | | | | |
| 66424 | 4 | 0,8 | 4 | 150 | | 255 | | | | |
| 66411 | | | | 300 | 105 | 405 | 34 | 8 | 1 | ● |
| 66425 | | | | 150 | | 255 | | | | |
| 66412 | 5,5 | 1 | 5,5 | 300 | | 405 | | | | ● |
| 66426 | 6,5 | | 6,5 | 150 | 115 | 265 | 36 | | | |
| 66427 | 8 | 1,2 | 8 | 175 | 130 | 305 | 40 | 6 | | - |

Inch.



DIN 5265



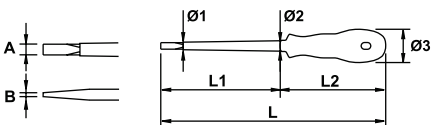
| COD | A | B | Ø1(mm) | L1 | L2 | L | Ø2(mm) | | | |
|-------|-------|--------|--------|-----|-----|-----|--------|----|---|---|
| 55352 | 3/32" | 0,016" | 2,5 | 3" | | 160 | | | | |
| 55353 | | | | 2" | 85 | 145 | 26 | 16 | ● | |
| 55354 | 1/8" | 0,02" | 3 | 4" | | 185 | | | | |
| 55355 | | | | 5" | | 230 | | | | |
| 55356 | 5/32" | 0,032" | 4 | 6" | | 255 | | | | - |
| 55357 | | | | 12" | 105 | 405 | 34 | 8 | 1 | ● |
| 55358 | 7/32" | 0,04" | 5,5 | 6" | | 255 | | | | ● |
| 55359 | | | | 12" | | 405 | | | | |
| 55360 | 1/4" | 0,046" | 6,5 | 6" | 115 | 265 | 36 | | | - |
| 55361 | 5/16" | | 8 | 7" | 130 | 305 | 40 | 6 | | - |

ELECTRICIEN 1000V

mm



DIN 5265

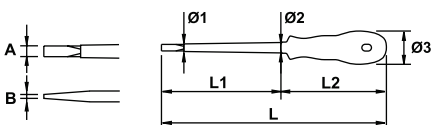


| COD | A | B | Ø1(mm) | Ø2(mm) | L1 | L2 | L | Ø3(mm) | | | |
|-------|-----|-----|--------|--------|-----|-----|-----|--------|----|---|---|
| 76620 | 2,5 | 0,4 | 4,4 | 6,1 | 75 | | 160 | | | | ● |
| 76621 | 3 | 0,5 | 4,4 | 6,1 | 100 | 85 | 185 | 26 | 16 | | ● |
| 76622 | 4 | 0,8 | 5,4 | 7 | 125 | | 230 | | | | ● |
| 76623 | | | | | 105 | | 230 | 34 | 8 | 1 | ● |
| 76624 | 5,5 | 1 | 6,4 | 8,8 | 150 | | 255 | | | | ● |
| 76625 | 6,5 | | 8,4 | 11 | | 115 | 265 | 36 | | | - |
| 76626 | 8 | 1,2 | 9,4 | 12,3 | 175 | | 305 | | 6 | | - |
| 76627 | 10 | 1,6 | 11,4 | 15 | 200 | 130 | 330 | 40 | | | - |

Inch.



DIN 5265



| COD | A | B | Ø1(mm) | Ø2(mm) | L1 | L2 | L | Ø3(mm) | | | |
|-------|--------|--------|--------|--------|-----|-----|-----|--------|----|---|---|
| 75063 | 3/32" | 0,016" | 4,4 | 6,1 | 3" | | 160 | | | | ● |
| 75064 | 1/8" | 0,02" | 4,4 | 6,1 | 4" | 85 | 185 | 26 | 16 | | ● |
| 75065 | 5/32" | 0,032" | 5,4 | 7 | 5" | | 230 | | | | ● |
| 75066 | | | | | 105 | | 230 | 34 | 8 | 1 | ● |
| 75067 | 7/32" | 0,04" | 6,4 | 8,8 | 6" | | 255 | | | | - |
| 75068 | 1/4" | 0,046" | 8,4 | 11 | 115 | | 265 | 36 | | | - |
| 75069 | 5/16" | | 9,4 | 12,3 | 7" | 130 | 305 | 40 | 6 | | - |
| 75081 | 25/64" | 0,063" | 11,4 | 15 | 8" | | 330 | | | | - |