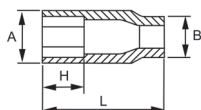


ADAPTATEUR



COD	1/2"	gr.		
65885	1/2-3/8"	50	6	1
65882	1/2-3/4"	125	6	1

DOUILLES POUR BOUGIES



COD	1/2"	gr.						
61462	16mm	22	22	14	65	100	6	1
61463	21mm	28	24	16	65	150	6	1

MANCHE ARTICULÉ



COD	1/2"	gr.		
61441	0 - 180°	390 mm	650	

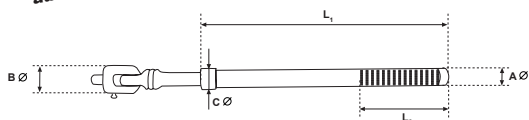
MANCHE ARTICULÉ ACTION RAPIDE



COD	1/2"	gr.		
61483	470 mm	900	5	

MANCHE ARTICULÉ TÉLESCOPIQUE


Fabriqué en acier au CR-V



COD	1/2"	gr.								
61484	180°	430	650	305	110	21,5	33	25	1150	5

RALLONGE

Fabriqué en acier au CR-V

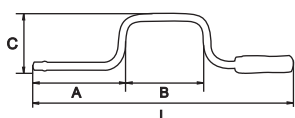


COD	1/2"	gr.					
61453	3"	75 mm	135				
61455	5"	125 mm	22 mm	15,5mm	220	5	1
61458	10"	250 mm	370				-

DIN 3123

VILLEBREQUIN

Fabriqué en acier au CR-V



COD	1/2"	gr.					
61434	410 mm	90 mm	12 mm	550	5		

DIN 3122