






EMBOUTS SUR DOUILLE MONOBLOC IMPACT






3/8"

HEXAGONALE

| COD |  |  |  |  |  |
|-------|---|---|---|---|---|
| 65920 | 3 | 78 | 45 | 10 | 1 |
| 65921 | 4 | | 50 | | |
| 65922 | 5 | | 55 | | |
| 65923 | 6 | | 65 | | |
| 65924 | 8 | | 85 | | |
| 65925 | 10 | | 100 | | |
| 65926 | 12 | | 120 | | |
| 65927 | 14 | | | | |



TORX

| COD |  |  |  |  |  |
|-------|---|---|---|---|---|
| 65928 | T25 | 60 | 40 | 10 | 1 |
| 65929 | T27 | | 45 | | |
| 65930 | T30 | | 50 | | |
| 65931 | T40 | | 55 | | |
| 65932 | T45 | | 65 | | |
| 65933 | T50 | | 75 | | |
| 65934 | T55 | | | | |
| 65935 | T60 | | | | |










DOUILLES À CHOC

1/2"










MM

| COD | AF |  |  |  |  |  |  |  |
|-------|------|---|---|---|---|---|---|---|
| 60658 | 8mm | 38 | 17 | 24 | 15 | 65 | 6 | 1 |
| 60603 | 10mm | | 19 | | | | | |
| 60604 | 11mm | | 20 | | | | | |
| 60605 | 12mm | | 22 | | | | | |
| 60606 | 13mm | | 24 | | | | | |
| 60607 | 14mm | | 26 | | | | | |
| 60608 | 15mm | | 26 | | | | | |
| 60609 | 16mm | | 28 | | | | | |
| 60610 | 17mm | | 28 | | | | | |
| 60611 | 18mm | | 29 | | | | | |
| 60612 | 19mm | | 29 | | | | | |
| 60639 | 20mm | | 30 | 18 | 20 | 120 | | |
| 60613 | 21mm | | 30 | | | | | |
| 60614 | 22mm | | 32 | | | | | |
| 60615 | 24mm | | 34 | | | | | |
| 60616 | 27mm | | 38 | 20 | 185 | | | |
| 60617 | 29mm | | 40 | | | | | |
| 60618 | 30mm | | 42 | | | | | |
| 60619 | 32mm | | 44 | 35 | 210 | | | |

Cr-V DIN 3129

POUCES

| COD | AF |  |  |  |  |  |  |  | | | |
|-------|---------|--|---|---|---|---|---|---|----|----|-----|
| 65213 | 3/8" | 38 | 16 | 23 | 14 | 85 | 6 | 1 | | | |
| 65214 | 7/16" | | 18 | | | | | | | | |
| 65215 | 1/2" | | 20 | | | | | | | | |
| 65216 | 9/16" | | 22 | | | | | | | | |
| 65217 | 5/8" | | 24 | | | | | | | | |
| 65218 | 11/16" | | 24 | | | | | | 26 | 16 | 125 |
| 65219 | 3/4" | | 26 | | | | | | | | |
| 65220 | 13/16" | | 28 | | | | | | 30 | 19 | 130 |
| 65221 | 7/8" | | 30 | | | | | | | | |
| 65222 | 15/16" | | 32 | | | | | | | | |
| 65223 | 1" | | 34 | | | | | | 35 | 21 | 135 |
| 65224 | 1.1/16" | | 34 | | | | | | | | |
| 65225 | 1.1/8" | | 36 | | | | | | | | |
| 65226 | 1.1/4" | | 36 | | | | | | | | |
| 65227 | 1.1/2" | | 38 | 35 | 21 | 145 | | | | | |
| 65228 | 1.3/8" | | 40 | | | | | | | | |
| 65229 | 1.5/8" | | 40 | | | | | | | | |
| 65230 | 1.7/8" | | 44 | 35 | 21 | 170 | | | | | |
| 65231 | 1.1/2" | | 44 | | | | | | | | |

Cr-V DIN 3129