






EMBOUTS SUR DOUILLE MONOBLOC IMPACT






3/8"

HEXAGONALE

COD					
65920	3	78	45	10	1
65921	4		50		
65922	5		55		
65923	6		65		
65924	8		85		
65925	10		100		
65926	12		120		
65927	14				



TORX









COD					
65928	T25	60	40	10	1
65929	T27		45		
65930	T30		50		
65931	T40		55		
65932	T45		65		
65933	T50		75		
65934	T55				
65935	T60				











DOUILLES À CHOC

1/2"



MM														
60658	8mm	38	L	A	B	C	65	6	1					
60603	10mm						17			15	80			
60604	11mm						19							
60605	12mm						20							
60606	13mm						22							
60607	14mm						24					16	95	
60608	15mm													24
60609	16mm													26
60610	17mm						26					18	110	
60611	18mm						28							120
60612	19mm						28							
60639	20mm						29					20	140	
60613	21mm						30							160
60614	22mm						32							
60615	24mm						34					200		
60616	27mm						38						210	
60617	29mm						40							
60618	30mm						43							
60619	32mm						38					44	35	

Cr-V DIN 3129

POUCES														
65213	3/8"	38	L	A	B	C	16	6	1					
65214	7/16"						18			15	85			
65215	1/2"						20					23	14	
65216	9/16"						22							15
65217	5/8"						24							
65218	11/16"						26					16		
65219	3/4"						28						20	
65220	13/16"						30							130
65221	7/8"						32					135		
65222	15/16"						34						145	
65223	1"						36							170
65224	1.1/16"						38					21		
65225	1.1/8"						40						190	
65226	1.1/4"						44							200

Cr-V DIN 3129